

Results of Drinking Water Sampling

Measuring the levels of lead in drinking water from fixtures at your facility

Dear **Alicia Mojica**,

02/06/2026

Thank you for testing your facility's drinking water. Samples at your facility were collected from **27 outlets**. "Outlets" refers to fixtures, such as faucets or fountains. Your samples were taken on **January 7, 2026**.




Esperanza Academy

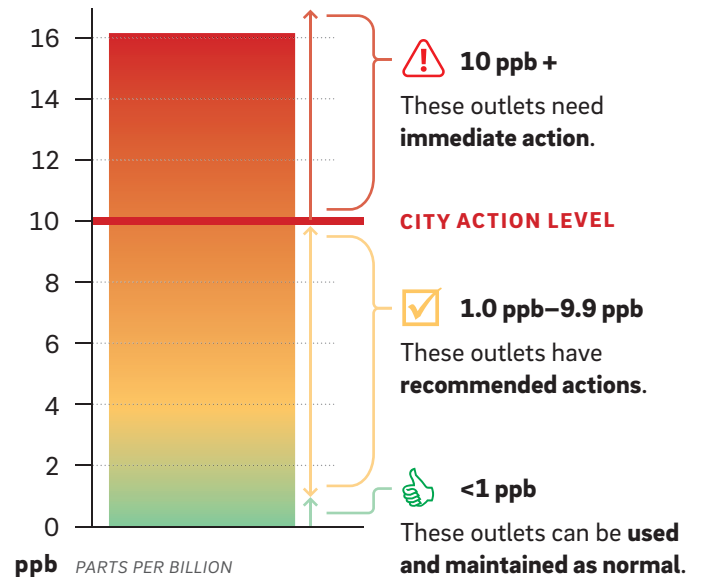
201 W. Hunting Park Ave.
Philadelphia, PA 19140

How your results are measured:

Results for each outlet are measured in **parts per billion (ppb)**. The City of Philadelphia's Health Department has set the action level for lead at 10 parts per billion. If any outlet shows results of 10 ppb or higher, you should take immediate action. Because no level of lead is considered safe, we also recommend taking action even if results are lower than 10 ppb.

Summary of your results:

-  **0 outlets showed results above 10 ppb**
Take action at each of these locations. See the full results for location details.
-  **2 outlets showed results between 1–10 ppb**
Lead is present, but not above the City Action Level. You should still take action. See the full results for location details.
-  **25 outlets showed results less than 1 ppb**
At these locations, continue to use and maintain fixtures according to normal operating practices.



Thank you again for your attention to drinking water quality. By participating in this process, you've completed an essential step in locating and eliminating potential sources of lead in drinking water in schools and childcares.

Sincerely,

Dan Walls, Alexandra Rosario, and Sonya Boukengolts

Bureau of Laboratory Services
Philadelphia Water Department
1500 E. Hunting Park Avenue
Philadelphia, PA 19124
215-685-1407

Full results and locations on next page ►

Results of Drinking Water Sampling (Continued)

Full sampling results

Note: Samples are listed in the table from highest to lowest result. Some results may be reported as <1.0 ppb because 1.0 ppb is the smallest amount measured by the test.

Lead Result & Recommendation	Building	Floor	Location	Water Outlet	Sample
 <2.5 ppb* Action is recommended	Main	1	Room 124	2 basin sink faucet	15
 <2.5 ppb* Action is recommended	Main	2	Room 205	Counter sink faucet	22
 <1.0 ppb Use and maintain as normal	Main	1	Room 110	Hand wash sink faucet	1
 <1.0 ppb Use and maintain as normal	Main	1	Hallway	Fountain	2
 <1.0 ppb Use and maintain as normal	Main	1	Room 109	Hand wash sink faucet	3
 <1.0 ppb Use and maintain as normal	Main	1	Room 108	Bathroom sink faucet	4
 <1.0 ppb Use and maintain as normal	Main	1	Room 105	Hand wash sink faucet	5
 <1.0 ppb Use and maintain as normal	Main	1	Hallway	Bottle Filler	6
 <1.0 ppb Use and maintain as normal	Main	1	Room 104	Hand wash sink faucet	7
 <1.0 ppb Use and maintain as normal	Main	1	Mother Room 120A	Sink faucet	8
 <1.0 ppb Use and maintain as normal	Main	1	Nurse Room 119	Counter sink faucet	9
 <1.0 ppb Use and maintain as normal	Main	1	Hallway Boy's bathroom	Left Sink faucet	10
 <1.0 ppb Use and maintain as normal	Main	1	Hallway	Water fountain	11
 <1.0 ppb Use and maintain as normal	Main	1	Hallway Girl's Bathroom	Right Sink faucet	12
 <1.0 ppb Use and maintain as normal	Main	1	Staff Lounge Room 120	Sink faucet	13
 <1.0 ppb Use and maintain as normal	Main	1	Room 124	Bathroom sink faucet	14
 <1.0 ppb Use and maintain as normal	Main	1	Kitchen	3 compartment sink left (faucet / sprayer)	16
 <1.0 ppb Use and maintain as normal	Main	1	Kitchen	2 basin food wash sink	17
 <1.0 ppb Use and maintain as normal	Main	1	Kitchen	Hand wash sink faucet next to food preparation station	18
 <1.0 ppb Use and maintain as normal	Main	2	Hallway Girl's Bathroom	Left sink faucet	19








* This sample required additional preparation to dissolve particulate, increasing the smallest amount measured by the test to 2.5 ppb. Routine water practices will improve overall water quality.

Results continue on next page 

Results of Drinking Water Sampling (Continued)

Full sampling results (Continued)

Note: Samples are listed in the table from highest to lowest result. Some results may be reported as <1.0 ppb because 1.0 ppb is the smallest amount measured by the test.

Lead Result & Recommendation		Building	Floor	Location	Water Outlet	Sample
	<1.0 ppb Use and maintain as normal	Main	2	Hallway	Bottle Filler	20
	<1.0 ppb Use and maintain as normal	Main	2	Hallway Boy's bathroom	Right Sink faucet	21
	<1.0 ppb Use and maintain as normal	Main	2	Hallway	Water Fountain	23
	<1.0 ppb Use and maintain as normal	Main	3	Hallway	Bottle Filler	24
	<1.0 ppb Use and maintain as normal	Main	3	Hallway	Water Fountain near bathrooms	25
	<1.0 ppb Use and maintain as normal	Main	3	Hallway	Girl's Bathrooms sink in the Right	26
	<1.0 ppb Use and maintain as normal	Main	3	Hallway	Boy's Bathroom in the Right	27



Analytical Report for School and Childcare Lead Testing Program
Philadelphia Water Department, Bureau of Laboratory Services

Facility: Esperanza Academy
201 W. Hunting Park Ave.
Philadelphia, PA 19140

Contact: Alicia Mojica
267-294-9642
amojica@neacademy.net

Project Number: ES-000011


Report Number: BLSLC20260206ES000011

Report Prepared: 02/06/2026 12:45:56

PADEP Lab ID: 51-00016

Lab Name: Philadelphia Water Department Bureau of Laboratory Services

Lab Address: 1500 East Hunting Park Avenue
Philadelphia, PA 19124-4941

Authorized by:  (signature)

Aaron Bitler (name)

Administrative Scientist (title)

Facility Sample ID	Laboratory Sample ID	Date Collected	Date Received
1	DW260107-061	2026-01-07 05:56:00	2026-01-07 14:19:00
2	DW260107-062	2026-01-07 05:57:00	2026-01-07 14:19:00
3	DW260107-063	2026-01-07 05:59:00	2026-01-07 14:19:00
4	DW260107-064	2026-01-07 05:59:00	2026-01-07 14:19:00
5	DW260107-065	2026-01-07 06:01:00	2026-01-07 14:19:00
6	DW260107-066	2026-01-07 06:02:00	2026-01-07 14:19:00
7	DW260107-067	2026-01-07 06:03:00	2026-01-07 14:19:00
8	DW260107-068	2026-01-07 06:04:00	2026-01-07 14:19:00
9	DW260107-069	2026-01-07 06:06:00	2026-01-07 14:19:00
10	DW260107-070	2026-01-07 06:06:00	2026-01-07 14:19:00
11	DW260107-071	2026-01-07 06:07:00	2026-01-07 14:19:00
12	DW260107-072	2026-01-07 06:08:00	2026-01-07 14:19:00
13	DW260107-073	2026-01-07 06:09:00	2026-01-07 14:19:00
14	DW260107-074	2026-01-07 06:10:00	2026-01-07 14:19:00
15	DW260107-075	2026-01-07 06:10:00	2026-01-07 14:19:00
16	DW260107-076	2026-01-07 06:14:00	2026-01-07 14:19:00
17	DW260107-077	2026-01-07 06:14:00	2026-01-07 14:19:00
18	DW260107-078	2026-01-07 06:16:00	2026-01-07 14:19:00
19	DW260107-079	2026-01-07 06:19:00	2026-01-07 14:19:00
20	DW260107-080	2026-01-07 06:19:00	2026-01-07 14:19:00
21	DW260107-081	2026-01-07 06:21:00	2026-01-07 14:19:00
22	DW260107-082	2026-01-07 06:22:00	2026-01-07 14:19:00
23	DW260107-083	2026-01-07 06:26:00	2026-01-07 14:19:00
24	DW260107-084	2026-01-07 06:27:00	2026-01-07 14:19:00
25	DW260107-085	2026-01-07 06:29:00	2026-01-07 14:19:00
26	DW260107-086	2026-01-07 06:28:00	2026-01-07 14:19:00
27	DW260107-087	2026-01-07 06:30:00	2026-01-07 14:19:00

Water Outlet Information				Sample Information			
Building:	Main			Facility Sample ID:	1		
Floor:	1			Sample Type:	First Draw (Initial)		
Location:	Room 110			Date Collected:	2026-01-07 05:56:00		
Water Outlet:	Hand wash sink faucet			Date Received:	2026-01-07 14:19:00		
Lab Location ID:	ES-000011-102			Lab Sample ID:	DW260107-061		
Parameter	Method	Result	RL	Units	Dilution Factor	Date Prepared	Date Analyzed
Copper	EPA 200.8 rev 5.4	0.3720	0.0050	mg/L	1		2026-01-13
Lead	EPA 200.8 rev 5.4	<0.0010	0.0010	mg/L	1		2026-01-13

Water Outlet Information				Sample Information			
Building:	Main			Facility Sample ID:	2		
Floor:	1			Sample Type:	First Draw (Initial)		
Location:	Hallway			Date Collected:	2026-01-07 05:57:00		
Water Outlet:	Fountain			Date Received:	2026-01-07 14:19:00		
Lab Location ID:	ES-000011-103A			Lab Sample ID:	DW260107-062		
Parameter	Method	Result	RL	Units	Dilution Factor	Date Prepared	Date Analyzed
Copper	EPA 200.8 rev 5.4	0.0776	0.0050	mg/L	1		2026-01-13
Lead	EPA 200.8 rev 5.4	<0.0010	0.0010	mg/L	1		2026-01-13

Water Outlet Information				Sample Information			
Building:	Main			Facility Sample ID:	3		
Floor:	1			Sample Type:	First Draw (Initial)		
Location:	Room 109			Date Collected:	2026-01-07 05:59:00		
Water Outlet:	Hand wash sink faucet			Date Received:	2026-01-07 14:19:00		
Lab Location ID:	ES-000011-104			Lab Sample ID:	DW260107-063		
Parameter	Method	Result	RL	Units	Dilution Factor	Date Prepared	Date Analyzed
Copper	EPA 200.8 rev 5.4	0.2383	0.0050	mg/L	1		2026-01-13
Lead	EPA 200.8 rev 5.4	<0.0010	0.0010	mg/L	1		2026-01-13

Water Outlet Information				Sample Information			
Building:	Main			Facility Sample ID:	4		
Floor:	1			Sample Type:	First Draw (Initial)		
Location:	Room 108			Date Collected:	2026-01-07 05:59:00		
Water Outlet:	Bathroom sink faucet			Date Received:	2026-01-07 14:19:00		
Lab Location ID:	ES-000011-105			Lab Sample ID:	DW260107-064		
Parameter	Method	Result	RL	Units	Dilution Factor	Date Prepared	Date Analyzed
Copper	EPA 200.8 rev 5.4	0.7411	0.0125	mg/L	2.5		2026-01-13
Lead	EPA 200.8 rev 5.4	<0.0010	0.0010	mg/L	1.0		2026-01-13

Water Outlet Information				Sample Information			
Building:	Main			Facility Sample ID:	5		
Floor:	1			Sample Type:	First Draw (Initial)		
Location:	Room 105			Date Collected:	2026-01-07 06:01:00		
Water Outlet:	Hand wash sink faucet			Date Received:	2026-01-07 14:19:00		
Lab Location ID:	ES-000011-107			Lab Sample ID:	DW260107-065		
Parameter	Method	Result	RL	Units	Dilution Factor	Date Prepared	Date Analyzed
Copper	EPA 200.8 rev 5.4	0.2756	0.0050	mg/L	1		2026-01-13
Lead	EPA 200.8 rev 5.4	<0.0010	0.0010	mg/L	1		2026-01-13

Water Outlet Information				Sample Information			
Building:	Main			Facility Sample ID:	6		
Floor:	1			Sample Type:	First Draw (Initial)		
Location:	Hallway			Date Collected:	2026-01-07 06:02:00		
Water Outlet:	Bottle Filler			Date Received:	2026-01-07 14:19:00		
Lab Location ID:	ES-000011-109B			Lab Sample ID:	DW260107-066		
Parameter	Method	Result	RL	Units	Dilution Factor	Date Prepared	Date Analyzed
Copper	EPA 200.8 rev 5.4	0.0900	0.0050	mg/L	1		2026-01-13
Lead	EPA 200.8 rev 5.4	<0.0010	0.0010	mg/L	1		2026-01-13

Water Outlet Information				Sample Information			
Building:	Main			Facility Sample ID:	7		
Floor:	1			Sample Type:	First Draw (Initial)		
Location:	Room 104			Date Collected:	2026-01-07 06:03:00		
Water Outlet:	Hand wash sink faucet			Date Received:	2026-01-07 14:19:00		
Lab Location ID:	ES-000011-110			Lab Sample ID:	DW260107-067		
Parameter	Method	Result	RL	Units	Dilution Factor	Date Prepared	Date Analyzed
Copper	EPA 200.8 rev 5.4	0.3995	0.0050	mg/L	1		2026-01-13
Lead	EPA 200.8 rev 5.4	<0.0010	0.0010	mg/L	1		2026-01-13

Water Outlet Information				Sample Information			
Building:	Main			Facility Sample ID:	8		
Floor:	1			Sample Type:	First Draw (Initial)		
Location:	Mother Room 120A			Date Collected:	2026-01-07 06:04:00		
Water Outlet:	Sink faucet			Date Received:	2026-01-07 14:19:00		
Lab Location ID:	ES-000011-112			Lab Sample ID:	DW260107-068		
Parameter	Method	Result	RL	Units	Dilution Factor	Date Prepared	Date Analyzed
Copper	EPA 200.8 rev 5.4	0.4074	0.0050	mg/L	1		2026-01-13
Lead	EPA 200.8 rev 5.4	<0.0010	0.0010	mg/L	1		2026-01-13

Water Outlet Information				Sample Information			
Building:	Main			Facility Sample ID:	9		
Floor:	1			Sample Type:	First Draw (Initial)		
Location:	Nurse Room 119			Date Collected:	2026-01-07 06:06:00		
Water Outlet:	Counter sink faucet			Date Received:	2026-01-07 14:19:00		
Lab Location ID:	ES-000011-114			Lab Sample ID:	DW260107-069		
Parameter	Method	Result	RL	Units	Dilution Factor	Date Prepared	Date Analyzed
Copper	EPA 200.8 rev 5.4	0.2402	0.0050	mg/L	1		2026-01-13
Lead	EPA 200.8 rev 5.4	<0.0010	0.0010	mg/L	1		2026-01-13

Water Outlet Information				Sample Information			
Building:	Main			Facility Sample ID:	10		
Floor:	1			Sample Type:	First Draw (Initial)		
Location:	Hallway Boy's bathroom			Date Collected:	2026-01-07 06:06:00		
Water Outlet:	Left Sink faucet			Date Received:	2026-01-07 14:19:00		
Lab Location ID:	ES-000011-115			Lab Sample ID:	DW260107-070		
Parameter	Method	Result	RL	Units	Dilution Factor	Date Prepared	Date Analyzed
Copper	EPA 200.8 rev 5.4	0.4275	0.0050	mg/L	1		2026-01-13
Lead	EPA 200.8 rev 5.4	<0.0010	0.0010	mg/L	1		2026-01-13

Water Outlet Information				Sample Information			
Building:	Main			Facility Sample ID:	11		
Floor:	1			Sample Type:	First Draw (Initial)		
Location:	Hallway			Date Collected:	2026-01-07 06:07:00		
Water Outlet:	Water fountain			Date Received:	2026-01-07 14:19:00		
Lab Location ID:	ES-000011-119A			Lab Sample ID:	DW260107-071		
Parameter	Method	Result	RL	Units	Dilution Factor	Date Prepared	Date Analyzed
Copper	EPA 200.8 rev 5.4	0.3849	0.0050	mg/L	1		2026-01-13
Lead	EPA 200.8 rev 5.4	<0.0010	0.0010	mg/L	1		2026-01-13

Water Outlet Information				Sample Information			
Building:	Main			Facility Sample ID:	12		
Floor:	1			Sample Type:	First Draw (Initial)		
Location:	Hallway Girl's Bathroom			Date Collected:	2026-01-07 06:08:00		
Water Outlet:	Right Sink faucet			Date Received:	2026-01-07 14:19:00		
Lab Location ID:	ES-000011-122			Lab Sample ID:	DW260107-072		
Parameter	Method	Result	RL	Units	Dilution Factor	Date Prepared	Date Analyzed
Copper	EPA 200.8 rev 5.4	0.2986	0.0050	mg/L	1		2026-01-13
Lead	EPA 200.8 rev 5.4	<0.0010	0.0010	mg/L	1		2026-01-13

Water Outlet Information				Sample Information			
Building:	Main	Facility Sample ID:	13				
Floor:	1	Sample Type:	First Draw (Initial)				
Location:	Staff Lounge Room 120	Date Collected:	2026-01-07 06:09:00				
Water Outlet:	Sink faucet	Date Received:	2026-01-07 14:19:00				
Lab Location ID:	ES-000011-124	Lab Sample ID:	DW260107-073				
Parameter	Method	Result	RL	Units	Dilution Factor	Date Prepared	Date Analyzed
Copper	EPA 200.8 rev 5.4	0.3438	0.0050	mg/L	1		2026-01-13
Lead	EPA 200.8 rev 5.4	<0.0010	0.0010	mg/L	1		2026-01-13

Water Outlet Information				Sample Information			
Building:	Main	Facility Sample ID:	14				
Floor:	1	Sample Type:	First Draw (Initial)				
Location:	Room 124	Date Collected:	2026-01-07 06:10:00				
Water Outlet:	Bathroom sink faucet	Date Received:	2026-01-07 14:19:00				
Lab Location ID:	ES-000011-125	Lab Sample ID:	DW260107-074				
Parameter	Method	Result	RL	Units	Dilution Factor	Date Prepared	Date Analyzed
Copper	EPA 200.8 rev 5.4	0.3556	0.0050	mg/L	1		2026-01-13
Lead	EPA 200.8 rev 5.4	<0.0010	0.0010	mg/L	1		2026-01-13

Water Outlet Information				Sample Information			
Building:	Main	Facility Sample ID:	15				
Floor:	1	Sample Type:	First Draw (Initial)				
Location:	Room 124	Date Collected:	2026-01-07 06:10:00				
Water Outlet:	2 basin sink faucet	Date Received:	2026-01-07 14:19:00				
Lab Location ID:	ES-000011-126	Lab Sample ID:	DW260107-075				
Parameter	Method	Result	RL	Units	Dilution Factor	Date Prepared	Date Analyzed
Copper	EPA 200.8 rev 5.4	0.3674	0.0050	mg/L	5.0	2026-02-03	2026-02-04
Lead	EPA 200.8 rev 5.4	<0.0025	0.0025	mg/L	2.5	2026-02-03	2026-02-04
Nickel	EPA 200.8 rev 5.4	6.311	0.1000	mg/L	100.0	2026-02-03	2026-02-04

Water Outlet Information				Sample Information			
Building:	Main	Facility Sample ID:	16				
Floor:	1	Sample Type:	First Draw (Initial)				
Location:	Kitchen	Date Collected:	2026-01-07 06:14:00				
Water Outlet:	3 compartment sink left (faucet / sprayer)	Date Received:	2026-01-07 14:19:00				
Lab Location ID:	ES-000011-129	Lab Sample ID:	DW260107-076				
Parameter	Method	Result	RL	Units	Dilution Factor	Date Prepared	Date Analyzed
Copper	EPA 200.8 rev 5.4	0.2611	0.0050	mg/L	1		2026-01-13
Lead	EPA 200.8 rev 5.4	<0.0010	0.0010	mg/L	1		2026-01-13

Water Outlet Information				Sample Information			
Building:	Main	Facility Sample ID:	17				
Floor:	1	Sample Type:	First Draw (Initial)				
Location:	Kitchen	Date Collected:	2026-01-07 06:14:00				
Water Outlet:	2 basin food wash sink	Date Received:	2026-01-07 14:19:00				
Lab Location ID:	ES-000011-131	Lab Sample ID:	DW260107-077				
Parameter	Method	Result	RL	Units	Dilution Factor	Date Prepared	Date Analyzed
Copper	EPA 200.8 rev 5.4	0.3265	0.0050	mg/L	1		2026-01-13
Lead	EPA 200.8 rev 5.4	<0.0010	0.0010	mg/L	1		2026-01-13

Water Outlet Information				Sample Information			
Building:	Main	Facility Sample ID:	18				
Floor:	1	Sample Type:	First Draw (Initial)				
Location:	Kitchen	Date Collected:	2026-01-07 06:16:00				
Water Outlet:	Hand wash sink faucet next to food preparation station	Date Received:	2026-01-07 14:19:00				
Lab Location ID:	ES-000011-135	Lab Sample ID:	DW260107-078				
Parameter	Method	Result	RL	Units	Dilution Factor	Date Prepared	Date Analyzed
Copper	EPA 200.8 rev 5.4	0.2082	0.0050	mg/L	1		2026-01-13
Lead	EPA 200.8 rev 5.4	<0.0010	0.0010	mg/L	1		2026-01-13

Water Outlet Information				Sample Information			
Building:	Main	Facility Sample ID:	19				
Floor:	2	Sample Type:	First Draw (Initial)				
Location:	Hallway Girl's Bathroom	Date Collected:	2026-01-07 06:19:00				
Water Outlet:	Left sink faucet	Date Received:	2026-01-07 14:19:00				
Lab Location ID:	ES-000011-202	Lab Sample ID:	DW260107-079				
Parameter	Method	Result	RL	Units	Dilution Factor	Date Prepared	Date Analyzed
Copper	EPA 200.8 rev 5.4	0.3330	0.0050	mg/L	1		2026-01-13
Lead	EPA 200.8 rev 5.4	<0.0010	0.0010	mg/L	1		2026-01-13

Water Outlet Information				Sample Information			
Building:	Main	Facility Sample ID:	20				
Floor:	2	Sample Type:	First Draw (Initial)				
Location:	Hallway	Date Collected:	2026-01-07 06:19:00				
Water Outlet:	Bottle Filler	Date Received:	2026-01-07 14:19:00				
Lab Location ID:	ES-000011-204B	Lab Sample ID:	DW260107-080				
Parameter	Method	Result	RL	Units	Dilution Factor	Date Prepared	Date Analyzed
Copper	EPA 200.8 rev 5.4	0.2655	0.0050	mg/L	1		2026-01-13
Lead	EPA 200.8 rev 5.4	<0.0010	0.0010	mg/L	1		2026-01-13

Water Outlet Information				Sample Information			
Building:	Main	Facility Sample ID:	21				
Floor:	2	Sample Type:	First Draw (Initial)				
Location:	Hallway Boy's bathroom	Date Collected:	2026-01-07 06:21:00				
Water Outlet:	Right Sink faucet	Date Received:	2026-01-07 14:19:00				
Lab Location ID:	ES-000011-208	Lab Sample ID:	DW260107-081				
Parameter	Method	Result	RL	Units	Dilution Factor	Date Prepared	Date Analyzed
Copper	EPA 200.8 rev 5.4	0.3553	0.0050	mg/L	1		2026-01-13
Lead	EPA 200.8 rev 5.4	<0.0010	0.0010	mg/L	1		2026-01-13

Water Outlet Information				Sample Information			
Building:	Main	Facility Sample ID:	22				
Floor:	2	Sample Type:	First Draw (Initial)				
Location:	Room 205	Date Collected:	2026-01-07 06:22:00				
Water Outlet:	Counter sink faucet	Date Received:	2026-01-07 14:19:00				
Lab Location ID:	ES-000011-209	Lab Sample ID:	DW260107-082				
Parameter	Method	Result	RL	Units	Dilution Factor	Date Prepared	Date Analyzed
Copper	EPA 200.8 rev 5.4	0.4889	0.0050	mg/L	5.0	2026-02-03	2026-02-04
Lead	EPA 200.8 rev 5.4	<0.0025	0.0025	mg/L	2.5	2026-02-03	2026-02-04
Nickel	EPA 200.8 rev 5.4	2.593	0.1000	mg/L	100.0	2026-02-03	2026-02-04

Water Outlet Information				Sample Information			
Building:	Main	Facility Sample ID:	23				
Floor:	2	Sample Type:	First Draw (Initial)				
Location:	Hallway	Date Collected:	2026-01-07 06:26:00				
Water Outlet:	Water Fountain	Date Received:	2026-01-07 14:19:00				
Lab Location ID:	ES-000011-212A	Lab Sample ID:	DW260107-083				
Parameter	Method	Result	RL	Units	Dilution Factor	Date Prepared	Date Analyzed
Copper	EPA 200.8 rev 5.4	0.1283	0.0050	mg/L	1		2026-01-13
Lead	EPA 200.8 rev 5.4	<0.0010	0.0010	mg/L	1		2026-01-13

Water Outlet Information				Sample Information			
Building:	Main	Facility Sample ID:	24				
Floor:	3	Sample Type:	First Draw (Initial)				
Location:	Hallway	Date Collected:	2026-01-07 06:27:00				
Water Outlet:	Bottle Filler	Date Received:	2026-01-07 14:19:00				
Lab Location ID:	ES-000011-301B	Lab Sample ID:	DW260107-084				
Parameter	Method	Result	RL	Units	Dilution Factor	Date Prepared	Date Analyzed
Copper	EPA 200.8 rev 5.4	0.3679	0.0050	mg/L	1		2026-01-13
Lead	EPA 200.8 rev 5.4	<0.0010	0.0010	mg/L	1		2026-01-13

Water Outlet Information				Sample Information			
Building:	Main	Facility Sample ID:	25				
Floor:	3	Sample Type:	First Draw (Initial)				
Location:	Hallway	Date Collected:	2026-01-07 06:29:00				
Water Outlet:	Water Fountain near bathrooms	Date Received:	2026-01-07 14:19:00				
Lab Location ID:	ES-000011-302A	Lab Sample ID:	DW260107-085				
Parameter	Method	Result	RL	Units	Dilution Factor	Date Prepared	Date Analyzed
Copper	EPA 200.8 rev 5.4	0.3766	0.0050	mg/L	1		2026-01-13
Lead	EPA 200.8 rev 5.4	<0.0010	0.0010	mg/L	1		2026-01-13

Water Outlet Information				Sample Information			
Building:	Main	Facility Sample ID:	26				
Floor:	3	Sample Type:	First Draw (Initial)				
Location:	Hallway	Date Collected:	2026-01-07 06:28:00				
Water Outlet:	Girl's Bathrooms sink in the Right	Date Received:	2026-01-07 14:19:00				
Lab Location ID:	ES-000011-309	Lab Sample ID:	DW260107-086				
Parameter	Method	Result	RL	Units	Dilution Factor	Date Prepared	Date Analyzed
Copper	EPA 200.8 rev 5.4	0.3273	0.0050	mg/L	1		2026-01-13
Lead	EPA 200.8 rev 5.4	<0.0010	0.0010	mg/L	1		2026-01-13

Water Outlet Information				Sample Information			
Building:	Main	Facility Sample ID:	27				
Floor:	3	Sample Type:	First Draw (Initial)				
Location:	Hallway	Date Collected:	2026-01-07 06:30:00				
Water Outlet:	Boy's Bathroom in the Right	Date Received:	2026-01-07 14:19:00				
Lab Location ID:	ES-000011-315	Lab Sample ID:	DW260107-087				
Parameter	Method	Result	RL	Units	Dilution Factor	Date Prepared	Date Analyzed
Copper	EPA 200.8 rev 5.4	0.3203	0.0050	mg/L	1		2026-01-13
Lead	EPA 200.8 rev 5.4	<0.0010	0.0010	mg/L	1		2026-01-13

Glossary

mg/L: milligrams per liter; 0.0010 mg/L is equivalent to 1.0 part per billion (ppb).

RL: Reporting Limit.

Quality Control

The Metals Laboratory maintains all Quality Control records for laboratory handling, preservation, preparation, and analysis of samples. The Quality Control process adheres to requirements specified in Pennsylvania Code Title 25 Chapter 252 Environmental Laboratory Accreditation.

Data Qualifiers

There are no data qualifiers for the results reported here.

Sample Receipt Conditions

All samples met the sample receipt requirements for the relevant analyses.

Lead & Copper Sampling
Schools and Childcares

Chain of Custody Form

Please Print Clearly



Facility Name: Esperanza Academy
Address: 201 W. Hunting Park Ave.
Contact Name: Alicia Mojica

Email: amojica@neacademy.net

Project #: ES-000011
Zip Code: 19140
Phone: 267-294-9642

COMPLETE THIS PAGE WHEN YOU COLLECT WATER SAMPLES. USE INSTRUCTIONS.

(A) Establish 8 to 18 Hours of No Water Use (Stagnation Time)



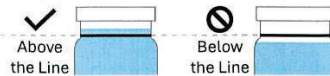
Before sampling, do not use water anywhere in your facility for 8 to 18 hours, including toilets. You must also isolate any leaks, ice makers, or other appliances that automatically use water with a shut-off valve.

When was water last used BEFORE sampling? Date: 1/6/26 **Time:** 10:00 AM/PM

(B) Collect Samples and Record Date, Time, & Sampler Name



Collect samples in the order specified.



Fill sample bottles up to or above the line marked around the bottle neck.

Sample	Building	Floor	Location	Water Outlet	Sample Date	Sample Time	Loc ID	PWD Notes
1	Main	1	Room 110	Hand wash sink faucet	01/07/26	5:56 AM/PM	ES-000011-102	First Draw
2	Main	1	Hallway	Fountain	01/07/26	5:57 AM/PM	ES-000011-103A	First Draw
3	Main	1	Room 109	Hand wash sink faucet	01/07/26	5:59 AM/PM	ES-000011-104	First Draw
4	Main	1	Room 108	Bathroom sink faucet	01/07/26	5:59 AM/PM	ES-000011-105	First Draw
5	Main	1	Room 105	Hand wash sink faucet	01/07/26	6:01 AM/PM	ES-000011-107	First Draw
6	Main	1	Hallway	Bottle Filler	01/07/26	6:02 AM/PM	ES-000011-109B	First Draw
7	Main	1	Room 104	Hand wash sink faucet	01/07/26	6:03 AM/PM	ES-000011-110	First Draw
8	Main	1	Mother Room 120A	Sink faucet	01/07/26	6:04 AM/PM	ES-000011-112	First Draw
9	Main	1	Nurse Room 119	Counter sink faucet	01/07/26	6:06 AM/PM	ES-000011-114	First Draw
10	Main	1	Hallway Boy's bathroom	Left Sink faucet	01/07/26	6:06 AM/PM	ES-000011-115	First Draw

Who collected the samples? Sampler Name: Pablo Torres

(C) Verify Collection Details

- Did you collect all samples from the water outlets specified above? () Yes () No
- Did you collect all samples in the order specified above? () Yes () No
- Have you made any plumbing changes since PWD last visited your facility? () Yes () No
If yes, describe what changed and when: _____
- Are there any leaks in your facility's plumbing (faucets, toilets, etc.)? () Yes () No
If yes, were all leaks isolated with a shut-off valve before the time water was last used? () Yes () No
- Are there any ice makers or other devices that automatically use water in your facility? () Yes () No
If yes, was the device bypassed or disconnected before the time water was last used? () Yes () No
Describe the device: Ice maker
- Are there any water softeners or other water treatment systems in your facility? () Yes () No
If yes, was the device bypassed or disconnected before the time water was last used? () Yes () No
Describe the device: _____

Call us at 215-685-1407 when you collect. Please return all bottles in the box you received them in. Date Last Updated: 09/05/2025

Lead & Copper Sampling
Schools and Childcares

Chain of Custody Form

Please Print Clearly



Facility Name: Esperanza Academy
Address: 201 W. Hunting Park Ave.
Contact Name: Alicia Mojica

Email: amojica@neacademy.net

Project #: ES-000011
Zip Code: 19140
Phone: 267-294-9642

COMPLETE THIS PAGE WHEN YOU COLLECT WATER SAMPLES. USE INSTRUCTIONS.

(A) Establish 8 to 18 Hours of No Water Use (Stagnation Time)



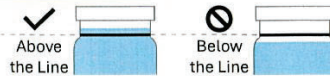
Before sampling, do not use water anywhere in your facility for 8 to 18 hours, including toilets. You must also isolate any leaks, ice makers, or other appliances that automatically use water with a shut-off valve.

When was water last used BEFORE sampling? Date: 1/6/26 **Time:** 10:00 AM/PM

(B) Collect Samples and Record Date, Time, & Sampler Name



Collect samples in the order specified.



Fill sample bottles up to or above the line marked around the bottle neck.

Sample	Building	Floor	Location	Water Outlet	Sample Date	Sample Time	Loc ID	PWD Notes
11	Main	1	Hallway	Water fountain	01/07/26	6:07 AM/PM	ES-000011-119A	First Draw
12	Main	1	Hallway Girl's Bathroom	Right Sink faucet	01/07/26	6:08 AM/PM	ES-000011-122	First Draw
13	Main	1	Staff Lounge Room 120	Sink faucet	01/07/26	6:09 AM/PM	ES-000011-124	First Draw
14	Main	1	Room 124	Bathroom sink faucet	01/07/26	6:10 AM/PM	ES-000011-125	First Draw
15	Main	1	Room 124	2 basin sink faucet	01/07/26	6:10 AM/PM	ES-000011-126	First Draw
16	Main	1	Kitchen	3 compartment sink left (faucet / sprayer)	01/07/26	6:14 AM/PM	ES-000011-129	First Draw
17	Main	1	Kitchen	2 basin food wash sink	01/07/26	6:14 AM/PM	ES-000011-131	First Draw
18	Main	1	Kitchen	Hand wash sink faucet next to food preparation station	01/07/26	6:16 AM/PM	ES-000011-135	First Draw
19	Main	2	Hallway Girl's Bathroom	Left sink faucet	01/07/26	6:19 AM/PM	ES-000011-202	First Draw
20	Main	2	Hallway	Bottle Filler	01/07/26	6:19 AM/PM	ES-000011-204B	First Draw

Who collected the samples? Sampler Name: Pablo Torres

(C) Verify Collection Details

- Did you collect all samples from the water outlets specified above? Yes () No
- Did you collect all samples in the order specified above? Yes () No
- Have you made any plumbing changes since PWD last visited your facility? Yes No
If yes, describe what changed and when: _____
- Are there any leaks in your facility's plumbing (faucets, toilets, etc.)? Yes No
If yes, were all leaks isolated with a shut-off valve before the time water was last used? Yes No
- Are there any ice makers or other devices that automatically use water in your facility? Yes () No
If yes, was the device bypassed or disconnected before the time water was last used? Yes No
Describe the device: Ice maker *Ice maker is on kitchen prep area*
- Are there any water softeners or other water treatment systems in your facility? Yes No
If yes, was the device bypassed or disconnected before the time water was last used? Yes No
Describe the device: _____

Call us at 215-685-1407 when you collect. Please return all bottles in the box you received them in. Date Last Updated: 09/05/2025

Lead & Copper Sampling
Schools and Childcares

Chain of Custody Form

Please Print Clearly



Facility Name: Esperanza Academy
Address: 201 W. Hunting Park Ave.
Contact Name: Alicia Mojica

Email: amojica@neacademy.net

Project #: ES-000011
Zip Code: 19140
Phone: 267-294-9642

COMPLETE THIS PAGE WHEN YOU COLLECT WATER SAMPLES. USE INSTRUCTIONS.

(A) Establish 8 to 18 Hours of No Water Use (Stagnation Time)



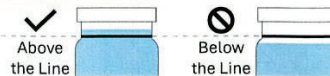
Before sampling, do not use water anywhere in your facility for 8 to 18 hours, including toilets. You must also isolate any leaks, ice makers, or other appliances that automatically use water with a shut-off valve.

When was water last used BEFORE sampling? Date: 1/6/26 **Time:** 10:00 AM/PM

(B) Collect Samples and Record Date, Time, & Sampler Name



Collect samples in the order specified.



Fill sample bottles up to or above the line marked around the bottle neck.

Sample	Building	Floor	Location	Water Outlet	Sample Date	Sample Time	Loc ID	PWD Notes
21	Main	2	Hallway Boy's bathroom	Right Sink faucet	01/07/26	6:21 AM/PM	ES-000011-208	First Draw
22	Main	2	Room 205	Counter sink faucet	01/07/26	6:22 AM/PM	ES-000011-209	First Draw
23	Main	2	Hallway	Water Fountain	01/07/26	6:26 AM/PM	ES-000011-212A	First Draw
24	Main	3	Hallway	Bottle Filler	01/07/26	6:27 AM/PM	ES-000011-301B	First Draw
25	Main	3	Hallway	Water Fountain near bathrooms	01/07/26	6:29 AM/PM	ES-000011-302A	First Draw
26	Main	3	Hallway	Girl's Bathrooms sink in the Right	01/07/26	6:28 AM/PM	ES-000011-309	First Draw
27	Main	3	Hallway	Boy's Bathroom in the Right	01/07/26	6:30 AM/PM	ES-000011-315	First Draw

Who collected the samples? Sampler Name: Pablo Torres

(C) Verify Collection Details

Did you collect all samples from the water outlets specified above?

Did you collect all samples in the order specified above?

Have you made any plumbing changes since PWD last visited your facility?

If yes, describe what changed and when: _____

Are there any leaks in your facility's plumbing (faucets, toilets, etc.)?

If yes, were all leaks isolated with a shut-off valve before the time water was last used?

Are there any ice makers or other devices that automatically use water in your facility?

If yes, was the device bypassed or disconnected before the time water was last used?

Describe the device: Ice maker

Are there any water softeners or other water treatment systems in your facility?

If yes, was the device bypassed or disconnected before the time water was last used?

Describe the device: _____

() Yes () No
 () Yes () No
 () Yes () No
 () Yes () No
 () Yes () No

Call us at 215-685-1407 when you collect. Please return all bottles in the box you received them in.

Date Last Updated: 09/05/2025

Recommended Routine Water Practices for Your Facility

Specific guidance for your facility's water outlets is enclosed. Follow this plan to keep lead out of drinking water for low to no cost. Any action that reduces lead exposure is impactful.

Esperanza Academy
201 W. Hunting Park Ave.
Philadelphia, PA 19140

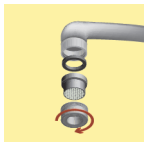
Overview of Routine Water Practices




Always use cold water for cooking and drinking, including preparing baby formula. Hot water out of the tap dissolves more metal. Heat separately on a stove or in a kettle as needed. Remember that boiling does not remove lead.



Run your water ("flushing") at the beginning of each week to get rid of water sitting in pipes and outlets. The more time water sits in contact with building plumbing, the more lead it may contain. Follow the flushing order and times listed on the next page.



Clean aerators ("faucet screens") every 6 months to remove trapped particles. Otherwise, aerators may release lead into water over time like a tea bag. Disassemble and soak screens in vinegar, then scrub the screens with a toothbrush.



Maintain filters certified to reduce lead according to manufacturer's instructions. Look for filters that meet NSF/ANSI Standard 53 and Standard 42 and claim lead reduction.



Post signs indicating how to use water from water outlets in your facility. Where should people get water for drinking or cooking? Where should people only wash hands or clean?



Test your water with PWD every 5 years.
Your last round of testing was on January 7, 2026.

Routine Water Practices Plan by Water Outlet on next page ►

Routine Water Practices Plan by Water Outlet

Flush these water outlets in the order and for the time specified. Maintain aerators, filters, and signs where applicable. Use the attached Routine Water Practices Log to document your work. An example log is included to guide you.

Building	Floor	Location	Water Outlet	Flushing Order	Flushing Time	Aerator	Filter
Main	1	Janitor's closet	Low sink faucet	1	10 minutes	No	No
Main	1	Hallway	Water fountain	2	30 seconds	No	No
Main	1	Hallway	Bottle Filler	3	30 seconds	No	Yes
Main	1	Hallway Girl's Bathroom	Left Sink faucet	4	30 seconds	Yes	No
Main	1	Hallway Girl's Bathroom	Center Sink faucet	5	30 seconds	Yes	No
Main	1	Hallway Girl's Bathroom	Right Sink faucet	6	30 seconds	Yes	No
Main	1	Staff Lounge Room 120	Water cooler	7	30 seconds	No	No
Main	1	Staff Lounge Room 120	Sink faucet	8	30 seconds	Yes	No
Main	1	Room 124	Bathroom sink faucet	9	30 seconds	Yes	No
Main	1	Room 124	2 basin sink faucet	10	30 seconds	Yes	No
Main	1	Hallway Boy's bathroom	Left Sink faucet	11	30 seconds	Yes	No
Main	1	Hallway Boy's bathroom	Center Sink faucet	12	30 seconds	Yes	No
Main	1	Hallway Boy's bathroom	Right Sink faucet	13	30 seconds	Yes	No
Main	1	Nurse Room 119	Counter sink faucet	14	30 seconds	Yes	No
Main	1	Nurse Room 119	Bathroom sink faucet	15	30 seconds	Yes	No
Main	1	Mother Room 120A	Sink faucet	16	30 seconds	Yes	No
Main	1	Hallway	Fountain	17	30 seconds	No	No
Main	1	Hallway	Bottle Filler	18	30 seconds	No	Yes
Main	1	Room 104	Hand wash sink faucet	19	30 seconds	Yes	No
Main	1	Room 105	Bathroom sink faucet	20	30 seconds	No	No

Plan by Water Outlet continues on next page ►

Routine Water Practices Plan by Water Outlet (Continued)

Flush these water outlets in the order and for the time specified. Maintain aerators, filters, and signs where applicable. Use the attached Routine Water Practices Log to document your work. An example log is included to guide you.

Building	Floor	Location	Water Outlet	Flushing Order	Flushing Time	Aerator	Filter
Main	1	Room 105	Hand wash sink faucet	21	30 seconds	Yes	No
Main	1	Room 108	Hand wash sink	22	30 seconds	Yes	No
Main	1	Room 108	Bathroom sink faucet	23	30 seconds	Yes	No
Main	1	Hallway	Fountain	24	30 seconds	No	No
Main	1	Hallway	Bottle Filler	25	30 seconds	No	Yes
Main	1	Room 109	Hand wash sink faucet	26	30 seconds	Yes	No
Main	1	Room 110	Shared Bathroom sink faucet	27	30 seconds	Yes	No
Main	1	Room 110	Hand wash sink faucet	28	30 seconds	Yes	No
Main	1	Kitchen	3 compartment sink in right - no sprayer	29	10 minutes	Yes	No
Main	1	Kitchen	3 compartment sink left (faucet / sprayer)	30	30 seconds	Yes	No
Main	1	Kitchen	2 basin food wash sink	31	30 seconds	Yes	No
Main	1	Kitchen	Hand wash sink faucet next to food preparation station	32	30 seconds	Yes	No
Main	1	Kitchen	Snack room	33	30 seconds	Yes	No
Main	2	Hallway Janitor's closet	Low sink	34	10 minutes	No	No
Main	2	Hallway	Water Fountain	35	30 seconds	No	No
Main	2	Hallway	Bottle Filler	36	30 seconds	No	Yes
Main	2	Hallway Girl's Bathroom	Left sink faucet	37	30 seconds	Yes	No
Main	2	Hallway Girl's Bathroom	Right sink faucet	38	30 seconds	Yes	No
Main	2	Hallway Boy's bathroom	Left Sink faucet	39	30 seconds	Yes	No
Main	2	Hallway Boy's bathroom	Center Sink faucet	40	30 seconds	Yes	No

Plan by Water Outlet continues on next page ►

Routine Water Practices Plan by Water Outlet (Continued)

Flush these water outlets in the order and for the time specified. Maintain aerators, filters, and signs where applicable. Use the attached Routine Water Practices Log to document your work. An example log is included to guide you.

Building	Floor	Location	Water Outlet	Flushing Order	Flushing Time	Aerator	Filter
Main	2	Hallway Boy's bathroom	Right Sink faucet	41	30 seconds	Yes	No
Main	2	Room 205	Counter sink faucet	42	30 seconds	Yes	No
Main	2	Room 205	Utility sink (white sink in the left)	43	30 seconds	Yes	No
Main	2	Room 205	Utility sink (white sink in the right, sink not in use)	44	30 seconds	Yes	No
Main	2	Hallway	Water Fountain	45	30 seconds	No	Yes
Main	2	Hallway	Bottle Filler	46	30 seconds	No	Yes
Main	3	Hallway	Janitor's low sink	47	10 minutes	No	No
Main	3	Hallway	Water Fountain near bathrooms	48	30 seconds	No	Yes
Main	3	Hallway	Water Bottle Filler near bathrooms	49	30 seconds	No	Yes
Main	3	Hallway	Girl's Bathrooms 1st sink from the left	50	30 seconds	Yes	No
Main	3	Hallway	Girl's Bathrooms 2nd sink from the left	51	30 seconds	Yes	No
Main	3	Hallway	Girl's Bathrooms 3rd sink from the left	52	30 seconds	Yes	No
Main	3	Hallway	Girl's Bathrooms 4thsink from the left	53	30 seconds	Yes	No
Main	3	Hallway	Girl's Bathrooms 5th sink from the left	54	30 seconds	Yes	No
Main	3	Hallway	Girl's Bathrooms sink in the Right	55	30 seconds	Yes	No
Main	3	Hallway	Boy's Bathroom 1st sink from the left	56	30 seconds	Yes	No
Main	3	Hallway	Boy's Bathroom 2nd sink from the left	57	30 seconds	Yes	No
Main	3	Hallway	Boy's Bathroom 3rd sink from the left	58	30 seconds	Yes	No
Main	3	Hallway	Boy's Bathroom 4th sink from the left	59	30 seconds	Yes	No
Main	3	Hallway	Boy's Bathroom 5th sink from the left	60	30 seconds	Yes	No

Plan by Water Outlet continues on next page ►

Routine Water Practices Plan by Water Outlet (Continued)

Flush these water outlets in the order and for the time specified. Maintain aerators, filters, and signs where applicable. Use the attached Routine Water Practices Log to document your work. An example log is included to guide you.

Building	Floor	Location	Water Outlet	Flushing Order	Flushing Time	Aerator	Filter
Main	3	Hallway	Boy's Bathroom in the Right	61	30 seconds	Yes	No
Main	3	Hallway	Water Fountain	62	30 seconds	No	Yes
Main	3	Hallway	Bottle Filler	63	30 seconds	No	Yes

All Water Outlets or Building: _____ Floor: _____ Location: _____ Water Outlet: _____

Flushing Log (check off days when flushing is completed)

January	February	March	April	May	June	July	August	September	October	November	December
1. <input type="checkbox"/>	1. <input type="checkbox"/>	1. <input type="checkbox"/>	1. <input type="checkbox"/>	1. <input type="checkbox"/>	1. <input type="checkbox"/>	1. <input type="checkbox"/>	1. <input type="checkbox"/>	1. <input checked="" type="checkbox"/>	1. <input type="checkbox"/>	1. <input type="checkbox"/>	1. <input checked="" type="checkbox"/>
2. <input type="checkbox"/>	2. <input type="checkbox"/>	2. <input type="checkbox"/>	2. <input type="checkbox"/>	2. <input type="checkbox"/>	2. <input checked="" type="checkbox"/>	2. <input type="checkbox"/>	2. <input type="checkbox"/>	2. <input type="checkbox"/>	2. <input type="checkbox"/>	2. <input type="checkbox"/>	2. <input type="checkbox"/>
3. <input type="checkbox"/>	3. <input checked="" type="checkbox"/>	3. <input checked="" type="checkbox"/>	3. <input type="checkbox"/>	3. <input type="checkbox"/>	3. <input type="checkbox"/>	3. <input type="checkbox"/>	3. <input type="checkbox"/>	3. <input type="checkbox"/>	3. <input type="checkbox"/>	3. <input checked="" type="checkbox"/>	3. <input type="checkbox"/>
4. <input type="checkbox"/>	4. <input type="checkbox"/>	4. <input type="checkbox"/>	4. <input type="checkbox"/>	4. <input type="checkbox"/>	4. <input type="checkbox"/>	4. <input type="checkbox"/>	4. <input checked="" type="checkbox"/>	4. <input type="checkbox"/>	4. <input type="checkbox"/>	4. <input type="checkbox"/>	4. <input type="checkbox"/>
5. <input type="checkbox"/>	5. <input type="checkbox"/>	5. <input type="checkbox"/>	5. <input type="checkbox"/>	5. <input checked="" type="checkbox"/>	5. <input type="checkbox"/>	5. <input type="checkbox"/>	5. <input type="checkbox"/>	5. <input type="checkbox"/>	5. <input type="checkbox"/>	5. <input type="checkbox"/>	5. <input type="checkbox"/>
6. <input checked="" type="checkbox"/>	6. <input type="checkbox"/>	6. <input type="checkbox"/>	6. <input type="checkbox"/>	6. <input type="checkbox"/>	6. <input type="checkbox"/>	6. <input type="checkbox"/>	6. <input type="checkbox"/>	6. <input type="checkbox"/>	6. <input checked="" type="checkbox"/>	6. <input type="checkbox"/>	6. <input type="checkbox"/>
7. <input type="checkbox"/>	7. <input type="checkbox"/>	7. <input type="checkbox"/>	7. <input checked="" type="checkbox"/>	7. <input type="checkbox"/>	7. <input type="checkbox"/>	7. <input checked="" type="checkbox"/>	7. <input type="checkbox"/>	7. <input type="checkbox"/>	7. <input type="checkbox"/>	7. <input type="checkbox"/>	7. <input type="checkbox"/>
8. <input type="checkbox"/>	8. <input type="checkbox"/>	8. <input type="checkbox"/>	8. <input type="checkbox"/>	8. <input type="checkbox"/>	8. <input type="checkbox"/>	8. <input type="checkbox"/>	8. <input type="checkbox"/>	8. <input checked="" type="checkbox"/>	8. <input type="checkbox"/>	8. <input type="checkbox"/>	8. <input checked="" type="checkbox"/>
9. <input type="checkbox"/>	9. <input type="checkbox"/>	9. <input type="checkbox"/>	9. <input type="checkbox"/>	9. <input type="checkbox"/>	9. <input checked="" type="checkbox"/>	9. <input type="checkbox"/>	9. <input type="checkbox"/>	9. <input type="checkbox"/>	9. <input type="checkbox"/>	9. <input type="checkbox"/>	9. <input type="checkbox"/>
10. <input type="checkbox"/>	10. <input checked="" type="checkbox"/>	10. <input checked="" type="checkbox"/>	10. <input type="checkbox"/>	10. <input type="checkbox"/>	10. <input type="checkbox"/>	10. <input type="checkbox"/>	10. <input type="checkbox"/>	10. <input type="checkbox"/>	10. <input type="checkbox"/>	10. <input checked="" type="checkbox"/>	10. <input type="checkbox"/>
11. <input type="checkbox"/>	11. <input type="checkbox"/>	11. <input type="checkbox"/>	11. <input type="checkbox"/>	11. <input type="checkbox"/>	11. <input type="checkbox"/>	11. <input type="checkbox"/>	11. <input checked="" type="checkbox"/>	11. <input type="checkbox"/>	11. <input type="checkbox"/>	11. <input type="checkbox"/>	11. <input type="checkbox"/>
12. <input type="checkbox"/>	12. <input type="checkbox"/>	12. <input type="checkbox"/>	12. <input type="checkbox"/>	12. <input checked="" type="checkbox"/>	12. <input type="checkbox"/>	12. <input type="checkbox"/>	12. <input type="checkbox"/>	12. <input type="checkbox"/>	12. <input type="checkbox"/>	12. <input type="checkbox"/>	12. <input type="checkbox"/>
13. <input checked="" type="checkbox"/>	13. <input type="checkbox"/>	13. <input type="checkbox"/>	13. <input type="checkbox"/>	13. <input type="checkbox"/>	13. <input type="checkbox"/>	13. <input type="checkbox"/>	13. <input type="checkbox"/>	13. <input type="checkbox"/>	13. <input checked="" type="checkbox"/>	13. <input type="checkbox"/>	13. <input type="checkbox"/>
14. <input type="checkbox"/>	14. <input type="checkbox"/>	14. <input type="checkbox"/>	14. <input checked="" type="checkbox"/>	14. <input type="checkbox"/>	14. <input type="checkbox"/>	14. <input checked="" type="checkbox"/>	14. <input type="checkbox"/>	14. <input type="checkbox"/>	14. <input type="checkbox"/>	14. <input type="checkbox"/>	14. <input type="checkbox"/>
15. <input type="checkbox"/>	15. <input type="checkbox"/>	15. <input type="checkbox"/>	15. <input type="checkbox"/>	15. <input type="checkbox"/>	15. <input type="checkbox"/>	15. <input type="checkbox"/>	15. <input type="checkbox"/>	15. <input checked="" type="checkbox"/>	15. <input type="checkbox"/>	15. <input type="checkbox"/>	15. <input checked="" type="checkbox"/>
16. <input type="checkbox"/>	16. <input type="checkbox"/>	16. <input type="checkbox"/>	16. <input type="checkbox"/>	16. <input type="checkbox"/>	16. <input checked="" type="checkbox"/>	16. <input type="checkbox"/>	16. <input type="checkbox"/>	16. <input type="checkbox"/>	16. <input type="checkbox"/>	16. <input type="checkbox"/>	16. <input type="checkbox"/>
17. <input type="checkbox"/>	17. <input checked="" type="checkbox"/>	17. <input checked="" type="checkbox"/>	17. <input type="checkbox"/>	17. <input type="checkbox"/>	17. <input type="checkbox"/>	17. <input type="checkbox"/>	17. <input type="checkbox"/>	17. <input type="checkbox"/>	17. <input type="checkbox"/>	17. <input checked="" type="checkbox"/>	17. <input type="checkbox"/>
18. <input type="checkbox"/>	18. <input type="checkbox"/>	18. <input type="checkbox"/>	18. <input type="checkbox"/>	18. <input type="checkbox"/>	18. <input type="checkbox"/>	18. <input type="checkbox"/>	18. <input checked="" type="checkbox"/>	18. <input type="checkbox"/>	18. <input type="checkbox"/>	18. <input type="checkbox"/>	18. <input type="checkbox"/>
19. <input type="checkbox"/>	19. <input type="checkbox"/>	19. <input type="checkbox"/>	19. <input type="checkbox"/>	19. <input checked="" type="checkbox"/>	19. <input type="checkbox"/>	19. <input type="checkbox"/>	19. <input type="checkbox"/>	19. <input type="checkbox"/>	19. <input type="checkbox"/>	19. <input type="checkbox"/>	19. <input type="checkbox"/>
20. <input checked="" type="checkbox"/>	20. <input type="checkbox"/>	20. <input type="checkbox"/>	20. <input type="checkbox"/>	20. <input type="checkbox"/>	20. <input type="checkbox"/>	20. <input type="checkbox"/>	20. <input type="checkbox"/>	20. <input type="checkbox"/>	20. <input checked="" type="checkbox"/>	20. <input type="checkbox"/>	20. <input type="checkbox"/>
21. <input type="checkbox"/>	21. <input type="checkbox"/>	21. <input type="checkbox"/>	21. <input checked="" type="checkbox"/>	21. <input type="checkbox"/>	21. <input type="checkbox"/>	21. <input checked="" type="checkbox"/>	21. <input type="checkbox"/>	21. <input type="checkbox"/>	21. <input type="checkbox"/>	21. <input type="checkbox"/>	21. <input type="checkbox"/>
22. <input type="checkbox"/>	22. <input type="checkbox"/>	22. <input type="checkbox"/>	22. <input type="checkbox"/>	22. <input type="checkbox"/>	22. <input type="checkbox"/>	22. <input type="checkbox"/>	22. <input type="checkbox"/>	22. <input checked="" type="checkbox"/>	22. <input type="checkbox"/>	22. <input type="checkbox"/>	22. <input checked="" type="checkbox"/>
23. <input type="checkbox"/>	23. <input type="checkbox"/>	23. <input type="checkbox"/>	23. <input type="checkbox"/>	23. <input type="checkbox"/>	23. <input checked="" type="checkbox"/>	23. <input type="checkbox"/>	23. <input type="checkbox"/>	23. <input type="checkbox"/>	23. <input type="checkbox"/>	23. <input type="checkbox"/>	23. <input type="checkbox"/>
24. <input type="checkbox"/>	24. <input checked="" type="checkbox"/>	24. <input checked="" type="checkbox"/>	24. <input type="checkbox"/>	24. <input type="checkbox"/>	24. <input type="checkbox"/>	24. <input type="checkbox"/>	24. <input type="checkbox"/>	24. <input type="checkbox"/>	24. <input type="checkbox"/>	24. <input checked="" type="checkbox"/>	24. <input type="checkbox"/>
25. <input type="checkbox"/>	25. <input type="checkbox"/>	25. <input type="checkbox"/>	25. <input type="checkbox"/>	25. <input type="checkbox"/>	25. <input type="checkbox"/>	25. <input type="checkbox"/>	25. <input checked="" type="checkbox"/>	25. <input type="checkbox"/>	25. <input type="checkbox"/>	25. <input type="checkbox"/>	25. <input type="checkbox"/>
26. <input type="checkbox"/>	26. <input type="checkbox"/>	26. <input type="checkbox"/>	26. <input type="checkbox"/>	26. <input checked="" type="checkbox"/>	26. <input type="checkbox"/>	26. <input type="checkbox"/>	26. <input type="checkbox"/>	26. <input type="checkbox"/>	26. <input type="checkbox"/>	26. <input type="checkbox"/>	26. <input type="checkbox"/>
27. <input checked="" type="checkbox"/>	27. <input type="checkbox"/>	27. <input type="checkbox"/>	27. <input type="checkbox"/>	27. <input type="checkbox"/>	27. <input type="checkbox"/>	27. <input type="checkbox"/>	27. <input type="checkbox"/>	27. <input type="checkbox"/>	27. <input checked="" type="checkbox"/>	27. <input type="checkbox"/>	27. <input type="checkbox"/>
28. <input type="checkbox"/>	28. <input type="checkbox"/>	28. <input type="checkbox"/>	28. <input checked="" type="checkbox"/>	28. <input type="checkbox"/>	28. <input type="checkbox"/>	28. <input checked="" type="checkbox"/>	28. <input type="checkbox"/>	28. <input type="checkbox"/>	28. <input type="checkbox"/>	28. <input type="checkbox"/>	28. <input type="checkbox"/>
29. <input type="checkbox"/>	29. <input type="checkbox"/>	29. <input type="checkbox"/>	29. <input type="checkbox"/>	29. <input type="checkbox"/>	29. <input type="checkbox"/>	29. <input type="checkbox"/>	29. <input type="checkbox"/>	29. <input checked="" type="checkbox"/>	29. <input type="checkbox"/>	29. <input type="checkbox"/>	29. <input type="checkbox"/>
30. <input type="checkbox"/>	30. <input type="checkbox"/>	30. <input type="checkbox"/>	30. <input type="checkbox"/>	30. <input type="checkbox"/>	30. <input checked="" type="checkbox"/>	30. <input type="checkbox"/>	30. <input type="checkbox"/>	30. <input type="checkbox"/>	30. <input type="checkbox"/>	30. <input type="checkbox"/>	30. <input type="checkbox"/>
31. <input type="checkbox"/>	31. <input type="checkbox"/>	31. <input checked="" type="checkbox"/>	31. <input type="checkbox"/>	31. <input type="checkbox"/>	31. <input type="checkbox"/>	31. <input type="checkbox"/>	31. <input type="checkbox"/>	31. <input type="checkbox"/>	31. <input type="checkbox"/>	31. <input type="checkbox"/>	31. <input type="checkbox"/>

Aerator, Filter, and Sign Maintenance (document when aerators, filters, and signs are cleaned, replaced, maintained, etc.)

January	February	March	April	May	June	July	August	September	October	November	December
Checked Signs 1/6/2025	Replaced Filters 2/3/2025	Cleaned Aerators 3/3/2025				Posted Signs 7/7/2025	Replaced Filters 8/4/2025	Cleaned Aerators 9/1/2025			